



GEA Aseptomag valve technology - configuration key

Aseptic double chamber valve DK

Aseptic double chamber bottom-seat valve DKBS

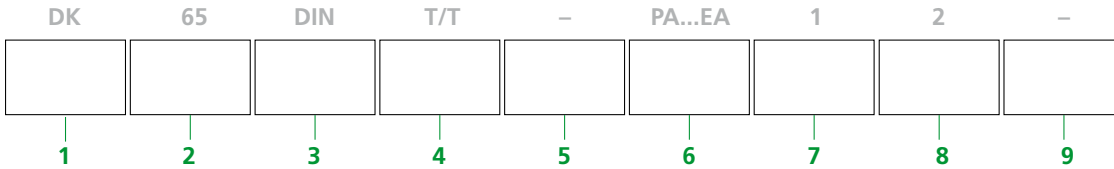
Aseptic double chamber valve DK _____

Aseptic double chamber bottom-seat valve DKBS _____

Closing pressure 5-6 bar by default

Air connections on the actuator for tubes with outer diameter 6mm by default

Ordering example: DK 65 DIN T/T - PA135EA 1 2 - (Aseptic double chamber valve DN65)

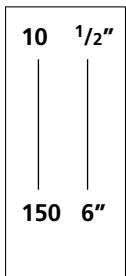


1. Valve type _____

DK
DKBS

Aseptic double chamber valve
Aseptic double chamber bottom-seat valve

2. Valve dimension _____



| | | | | | | | | | | |
|--|---|------------------|-----------|-----------|-----------|-----------|------------|------------|-----------|-----------|
| | DIN 11850 (standard) Dim. ø x s (mm) | Nominal diameter | 25 | 40 | 50 | 65 | 80 | 100 | 125 | 150 |
| | | | 28x1,5 | 40x1,5 | 52x1,5 | 70x2 | 85x2 | 104x2 | 129x2 | 154x2 |
| | ISO (DIN 11866 B) Dim. ø x s (mm) | Nominal diameter | 25 | 40 | 50 | 65 | 80 | 100 | 125 | 150 |
| | | | 33,7x2 | 48,3x2 | 60,3x2 | 76,1x2 | 88,9x2,3 | 114,3x2,6 | 139,7x2,6 | 168,3x2,6 |
| OD (DIN 11866 C) Dim. ø x s (mm) Dim. ø x s (inch) | Nominal diameter | 1" | 1 1/2" | 2" | 2 1/2" | 3" | 4" | 6" | | |
| | | 25,4x1,65 | 38,1x1,65 | 50,8x1,65 | 63,5x1,65 | 76,2x1,65 | 101,6x2,11 | 152,4x2,77 | | |
| | | 1x0,65 | 1,5x0,65 | 2x0,65 | 2,5x0,65 | 3x0,65 | 4x0,83 | | | |

3. Standard connection size _____

DIN
ISO
OD

DIN 11850 (standard)
DIN 11866 B
DIN 11866 C

4. Connection ports DK valve _____

E/E

Connection ports execution E/E
- 2 welding connections



T/T

Connection ports execution T/T
- 4 welding connections



E/T

Connection ports execution E/T
- 3 welding connections



T/E

Connection ports execution T/E
- 3 welding connections



4.1 Connection ports DKBS valve

| | | | | | |
|--|---|--|--|--|--|
| E/E BSR T/T BSR E/T BSR T/E BSR | Bottom-seat valve with pipe connection | | | | |
| E BSS T BSS | Bottom-seat valve with welding flange | | | | |
| E BSO T BSO | Bottom-seat valve with loose flange (Welding tank flange must be ordered separately) | | | | |

5. Internal Assembly

| | | | | |
|---|--|--|--|--|
| - | Seat A and B: Valve disk with shrunk TEFASEP® valve seat seal (standard) | | | |
|---|--|--|--|--|

5.1 Valve seat seal options

| | | | | |
|------------------------------|--|--|--|--|
| TVT TVP | Valve seat A: Divisible valve disk with TEFASEP® valve seat seal Valve seat B: Valve disk with shrunk TEFASEP® valve seat seal Valve seat A: Divisible valve disk with PTFE valve seat seal Valve seat B: Valve disk with shrunk TEFASEP® valve seat seal | | | |
| TVE | Valve seat A: Divisible valve disk with EPDM valve seat seal Valve seat B: Valve disk with shrunk TEFASEP® valve seat seal | | | |

6. Actuator type

| | | | | | | | | | | | |
|--|--|-----------------------------------|----|--------|----|--------|----|----|-----|-----|--|
| PA... PA...AZ PA...EA | Pneumatic actuator Pneumatic actuator AZ Pneumatic actuatorEA (Standard) | Pipe-Ø (OD) Pipe-Ø (DIN) PA | 1" | 1 1/2" | 2" | 2 1/2" | 3" | 4" | 125 | 150 | |
|--|--|-----------------------------------|----|--------|----|--------|----|----|-----|-----|--|

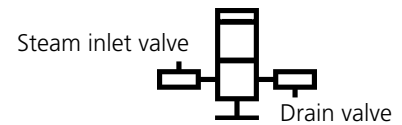
Examples: PA100AZ, PA100EA

PA = Pneumatic actuator
 AZ = Integrated seat lifting for seat A by default
 EA = Integrated seat lifting for seat A and B by default

7. Position side valves

| | Steam inlet valve OKFAV |
|---|--------------------------------|
| 1 | NO |
| 2 | NO |
| 3 | NC |
| 4 | NC |

| | Drain valve OKFAV |
|--|--------------------------|
| | NC (standard) |
| | NO |
| | NO |
| | NC |



Side valve dimensioning for DK valves without 3A

| | | | | | | | | |
|----------------------|----|----|----|----|----|-----|-----|-----|
| DN main valve | 25 | 40 | 50 | 65 | 80 | 100 | 125 | 150 |
| DN steam inlet valve | 15 | 15 | 15 | 15 | 15 | 15 | 15 | 15 |
| DN drain valve | 15 | 25 | 25 | 25 | 25 | 25 | 25 | 25 |
| PA on side valves | 50 | 60 | 60 | 60 | 60 | 60 | 60 | 60 |

Side valve dimensioning for DK valves with 3A

| | | | | | | | | |
|----------------------|----|----|----|----|----|-----|-----|-----|
| DN main valve | 25 | 40 | 50 | 65 | 80 | 100 | 125 | 150 |
| DN steam inlet valve | 15 | 25 | 25 | 25 | 25 | 25 | 25 | 25 |
| DN drain valve | 15 | 25 | 25 | 25 | 25 | 25 | 25 | 25 |
| PA on side valves | 50 | 60 | 60 | 60 | 60 | 60 | 60 | 60 |

8. Temperature monitoring in the sterile chamber

| | |
|---|--|
| 0 | No temperature probe |
| 2 | OKFAV drain valve DN25 with PT100 (0-200°C) with transmitter 4-20mA (standard) |
| 6 | OKFAV drain valve DN25 with PT100 (0-200°C) without transmitter |

9. Option 3A

| | |
|----|--------------------|
| - | Standard execution |
| 3A | Valve 3A approved |

10.

Options

Parts in contact with medium

- Electropolishing
- Surface roughness < Ra 0,8 µm
- Special material
- Mixed connection ports (specify all dimensions)

Monitoring of the internal assembly

- Steam barrier DS
- Bellow monitoring BW

Pneumatic actuator

- Increased closing pressure (specify pressure)
- Air connections for OD tubing 1/4"

Valve accessories

- Welding tank flange for bottom-seat valve BSO
- Open feedback unit M8 (without proximity switches)
- Open feedback unit M12 (without proximity switches)
- Adjusting drive without feedback
- Adjusting drive with feedback
- Stroke limiter
- Binder with valve description

Certification

- Inspection certificate 3.1
- Certificate for surface roughness
- Certificate for delta ferrite
- Certificate for FDA conformity of seals in contact with medium

Spare parts

Spare parts for aseptic DK and DKBS valves are listed in the mounting / dismounting manual and also on the customer drawing.

Customer specific design

If you can not find your valve configuration in our standard, please contact us. We would like to discuss this with you.

Feedback units

Please see therefore the configuration keys "valve accessories".




Repairs

We are able to repair damaged valve components. Our workshop is well equipped.

Would you like to place an order or do you want a quotation first?

- Order
- Quotation

How you can contact us:

-  +41 (0)34 426 29 29
-  +41 (0)34 426 29 28
-  sales.aseptomag@gea.com